

Revised 1/14/94 Destroy all previous copies

**Applies To:**

AT style (1989 models and later) streamlined leg bottom plug end fittings and bottom side wires.

**See Also:**

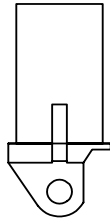
[Technical Bulletin #TB930801](#)

**Parts Replacement Change:**

The design of the AT streamlined leg bottom plug end fitting, and the design of the AT two hole bottom side wire tang have been changed. The new plug and tang are used on the RamAir, and all other layflat style gliders. The original plug and fitting are, at present, still used on U.S. assembled HP AT's, Super Sports, and Spectrums. The change in the plug design is to make the ear stronger. The change in the tang design is to accommodate the modified plug, and to improve the ability of the side wire to align itself along the outside of the downtube during breakdown on layflat style gliders.

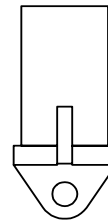
CBAR PLUG AT LEG BOTTOM STREAM

OLD STYLE

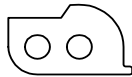


CBAR PLUG AT LEG BOT STRM 93


NEW STYLE



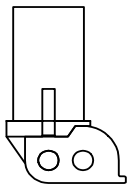
TANG 2 HOLE AT BOT SIDE WIRE



TANG 2 HOLE AT BOT SW EXTENDED

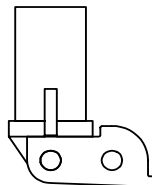


As indicated below, bottom side wires made with the original tang will not fit on the new style plugs. (All other combinations will work, though the new style plug should be used for greater strength on all gliders with the new style tang.) When ordering replacement plugs, be sure to specify either the plug type (old or new style or use the exact part description as on the diagram) or the glider application.



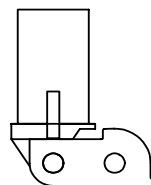
1) Old Plug, Old Tang

OK



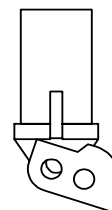
2) New Plug, New Tang

OK



3) Old Plug, New Tang

OK



4) New Plug, Old Tang

NOT OK !